

Package


Please make sure the following contents are in the gift box. If something is missing or damaged, please contact your unitech representative.

The basic package contents

- 1x 4-slot Battery Charger Unit
- 1x Power Adapter

Battery Recharging

The battery charger uses a 12V/5A AC-DC power adapter.



For battery recharging, place your batteries in the charger and make sure the POGO-pins on the cradle fit correctly onto the charging. And finally lock the battery with the charger.

Four-Slot Battery Charger



Caution ! While inserting the battery into the charger, be careful not to touch the POGO-pins to prevent any damage.



Quick Start Guide

401347G V1.0


LED Status

Power On LED :

- NO LED – Power off
- Green LED – Power on

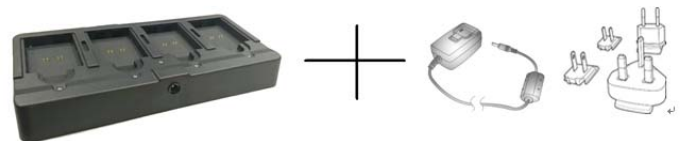
Battery Charging Status LED :

- NO LED - Battery charging is completed.
- Red LED - Battery is being charged.



Using Power Adapter

You can charge up to four batteries in the charger each time. Plug the AC adapter into an electrical outlet. Make sure the battery contacts are aligned with the contacts in the compartment, and then insert the battery pack into the battery slot, as shown in the following illustration.



- CAUTION!**
- To ensure the unit working properly, please keep all connectors away from the contaminants staying inside of them such as dust, grease, mud, and water. The negligence may cause the unit with no communication, short circuited, overheated and so on.
 - If the connector is damaged, please ensure the connector is being fully repaired before using the unit to avoid causing short circuited.

<http://www.ute.com/>